

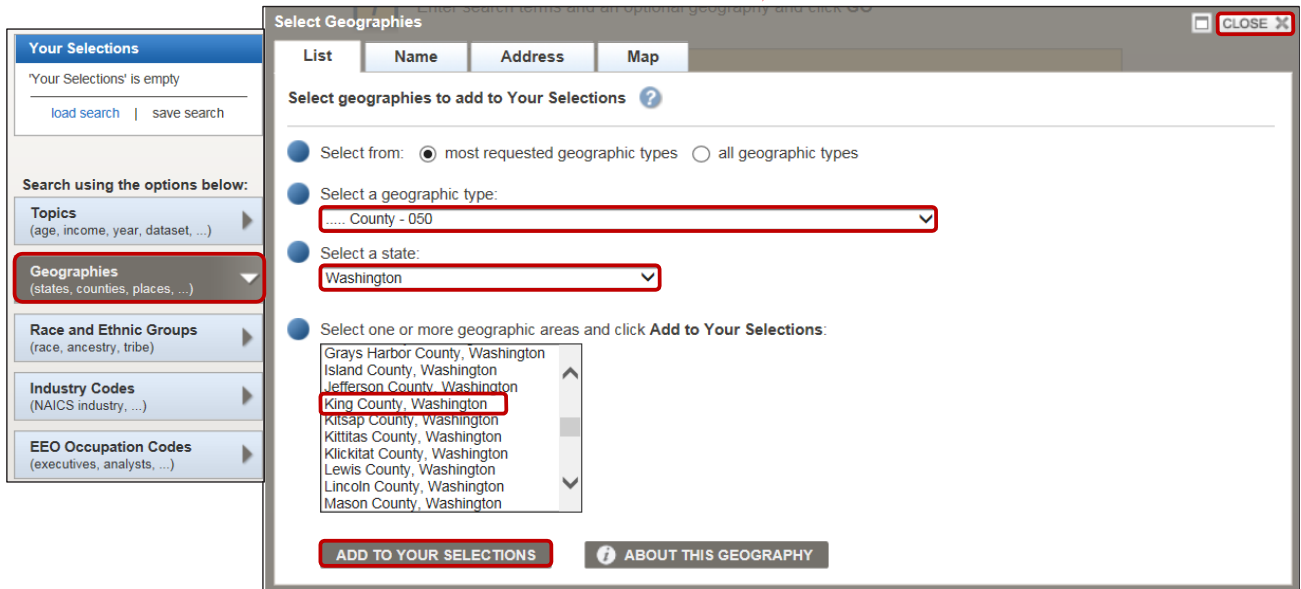
American Community Survey

Getting Started With American FactFinder

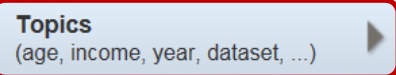
- 1) Go to factfinder.census.gov and select the “Advanced Search” tab.



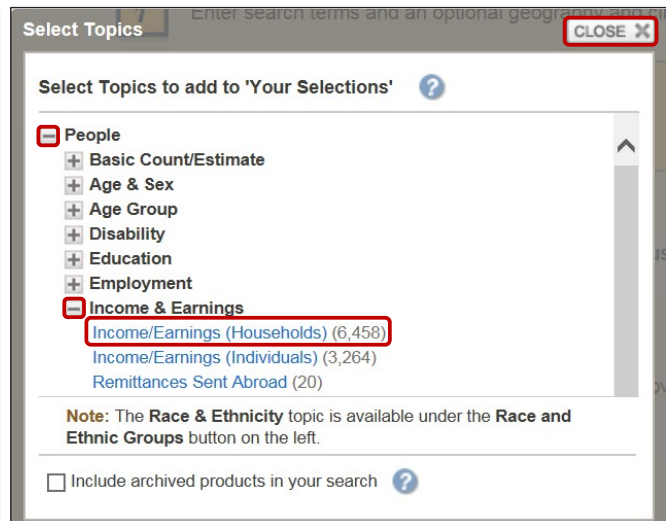
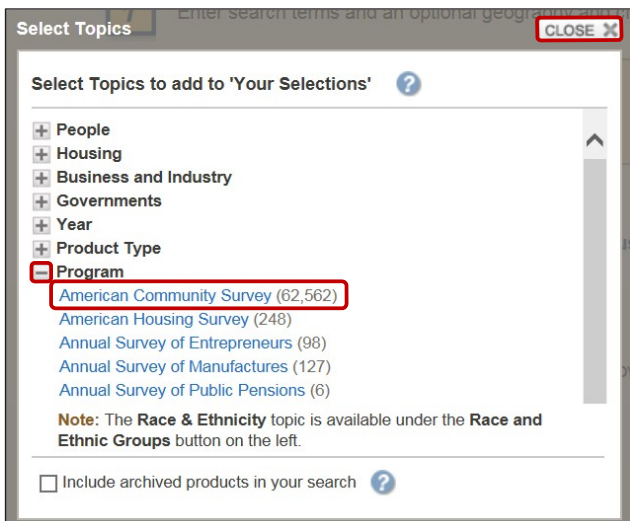
- 2) Click on the “Geographies” box on the left to choose from over 425,000 geographic areas. (Note: Click on the “all geographic types” radio button to see more geographies.)
- Complete required fields using the drop-down options.
 - Add the desired geography to your selections and close the overlay.



- 3) Click on the “Topics” box to narrow the number of tables. Example selections are included below.



- Select Program→American Community Survey.
- Close the topics overlay.
- Select topic of interest, such as People→Income & Earnings→Income/Earnings (Households).
- Close the topics overlay.



4) Review your selections. Browse the list of results and click on a table title to view data.

Your Selections

Search using...

Program: American Community Survey

People: Income & Earnings: Income/Earnings (Households)

County: King County, Washington

clear all selections and start a new search

load search | save search

Search using the options below:

Topics (age, income, year, dataset, ...)

Geographies (states, counties, places, ...)

Race and Ethnic Groups (race, ancestry, tribe)

Search Results: 1-25 of 4,204 tables and other products match 'Your Selections' per page: 25

topic or table name state, county or place (optional)

Refine your search results: [input] [GO] [?]

topics race/ancestry industries occupations

Selected: [View] [Download] [Compare] [Clear All] [Reset Sort] [Navigation]

Show results from: All available years All available programs

ID	Table, File or Document Title	Dataset	About
<input type="checkbox"/> S1901	INCOME IN THE PAST 12 MONTHS (IN 2015 INFLATION-ADJUSTED DOLLARS)	2015 ACS 1-year estimates	[?]
<input type="checkbox"/> S1902	MEAN INCOME IN THE PAST 12 MONTHS (IN 2015 INFLATION-ADJUSTED DOLLARS)	2015 ACS 1-year estimates	[?]
<input type="checkbox"/> S1903	MEDIAN INCOME IN THE PAST 12 MONTHS (IN 2015 INFLATION-ADJUSTED DOLLARS)	2015 ACS 1-year estimates	[?]
<input type="checkbox"/> S2001	EARNINGS IN THE PAST 12 MONTHS (IN 2015 INFLATION-ADJUSTED DOLLARS)	2015 ACS 1-year estimates	[?]

5) View table data.

- Bookmark/save a link to revisit the table later or to share it with others.
- Download the table into file formats such as CSV, Excel, or PDF.

1 Advanced Search 2 Table Viewer Result 1 of 1 VIEW ALL AS PDF

S1901 INCOME IN THE PAST 12 MONTHS (IN 2015 INFLATION-ADJUSTED DOLLARS)
2015 American Community Survey 1-Year Estimates

Table View [grid icon] BACK TO ADVANCED SEARCH

Actions: [Modify Table] [Add/Remove Geographies] [Bookmark/Save] [Print] [Download] [Create a Map]

[View Geography Notes] [View Table Notes]

Although the American Community Survey (ACS) produces population, demographic and housing unit estimates, it is the Census Bureau's Population Estimates Program that produces and disseminates the official estimates of the population for the nation, states, counties, cities and towns and estimates of housing units for states and counties.

Versions of this table are available for the following years: 2015 2014 2013 2012 2011 2010 2009 2008 2007 2006 2005

Subject	King County, Washington							
	Households		Families		Married-couple families		Nonfamily households	
	Estimate	Margin of Error	Estimate	Margin of Error	Estimate	Margin of Error	Estimate	Margin of Error
Total	845,990	+/-4,478	507,952	+/-6,816	405,868	+/-7,364	338,038	+/-7,075
Less than \$10,000	5.0%	+/-0.4	2.8%	+/-0.4	1.1%	+/-0.3	9.0%	+/-0.8
\$10,000 to \$14,999	2.7%	+/-0.3	1.5%	+/-0.3	0.9%	+/-0.2	4.6%	+/-0.6
\$15,000 to \$24,999	5.4%	+/-0.4	3.0%	+/-0.5	1.6%	+/-0.3	9.6%	+/-0.9
\$25,000 to \$34,999	6.9%	+/-0.5	5.1%	+/-0.4	3.4%	+/-0.4	9.9%	+/-1.0
\$35,000 to \$49,999	10.2%	+/-0.6	8.1%	+/-0.7	6.6%	+/-0.6	13.5%	+/-1.0
\$50,000 to \$74,999	15.6%	+/-0.6	14.5%	+/-0.7	12.6%	+/-0.8	18.2%	+/-1.0
\$75,000 to \$99,999	12.9%	+/-0.6	13.4%	+/-0.7	13.4%	+/-0.8	11.8%	+/-0.9
\$100,000 to \$149,999	18.8%	+/-0.7	21.3%	+/-0.8	24.1%	+/-1.0	14.0%	+/-1.0
\$150,000 to \$199,999	9.7%	+/-0.4	12.6%	+/-0.7	15.0%	+/-0.9	4.6%	+/-0.5
\$200,000 or more	12.8%	+/-0.5	17.8%	+/-0.8	21.3%	+/-1.0	4.7%	+/-0.5
Median income (dollars)	81,916	+/-1,129	102,207	+/-2,040	119,464	+/-2,978	53,451	+/-2,575

6) Before starting new searches, clear any remaining selections that are no longer needed from the "Your Selections" box.

Your Selections

Search using...

Program: American Community Survey [x]

People: Income & Earnings: Income/Earnings (Households) [x]

County: King County, Washington [x]

clear all selections and start a new search

load search | save search

To remove individual selections: click the "x" to the right of the search term.

To remove all selections: select "Clear all selections and start a new search."